

# Quantometer Q

## Short Pattern Turbine Gas Flow Meters



### Applications

- **Media:**  
natural gas, methane, city gas oxygen (up to 10 bar\*), , non-aggressive gases, further gases on request
- **Branches:**  
gas industry, chemicals, foodstuffs, industry, district heating, power plants, petrochemicals
- **Functions:**  
controlling, regulation, registration, analysis, monitoring, examining, evaluation

\*special version

### Operation

Elster Q quantometers are flow meters for gaseous media which display actual volume. The measurement is made with the help of a turbine wheel, whose revolutions are proportional to the actual volume flowing through the meter (or the volume at actual operating conditions). The revolutions of the turbine wheel are reduced by a gear. The volume is then displayed on an 8-digit mechanical roller counter.

### Brief information

The Q series of quantometers is well known in the field of industry and commerce as a robust and accurate turbine

meter. It has a low price and is particularly suitable for highly-accurate and reliable metering, also in higher flow and pressure ranges. The Q quantometer meets the highest industrial standards in terms of quality. Depending on the size of the meter and the conditions of application, the quantometer has self-lubricating, maintenance-free bearings or is lubricated by pressure oil (oil pump). It is possible to equip the quantometer with additional devices such as volume correctors or external pulsers.

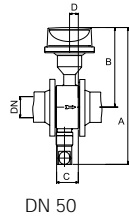
The Q quantometer can be used in hazardous areas up to zone 1. It is easy to install in a pipeline and is capable of registering, monitoring and transferring measurement data. With a Q quantometer, volume (m<sup>3</sup>) in production processes can be measured exactly. By constantly controlling and monitoring the gas flow, the use of energy in a production process, for example, can be optimized. The flow meters can be combined with an Elster DS-/DL- data storage device or EK210, EK230 and EK260 volume correctors if required.

### Installation tips

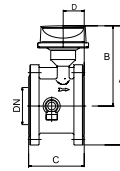
Up to a diameter of DN 150, the quantometer can be installed in any position. From a diameter of DN 200 upwards we recommend a horizontal installation. The flow direction in the quantometer is marked by an arrow on the housing.

### Main features

- Low cost gas flow meter
- Meter sizes Q 65 - Q 16 000
- Flow ranges 5 - 25 000 m<sup>3</sup>/h
- Rangeability up to 1:20, for higher pressure up to 1:100
- Nominal width DN 50 - DN 500
- Pressure rates up to 100 bar
- Flange connections according to DIN or ANSI
- Length 1.5 DN
- Housing made of spheroidal graphite cast iron, cast steel or welded steel
- Suitable for outdoor installation (IP 67)
- Two low frequency pulsers standard
- Approved by German DVGW



DN 50



DN 80 - 500

Product group Q		65	100/160/250	250/400	400/650/1000	1000/1600	1600/2500/	4000 to 16000
Metering	Measuring range m <sup>3</sup> /h	6 to 100	Q 100: 10 to 160 Q 160: 13 to 250 Q 250: 20 to 400	Q 250: 20 to 400 Q 400: 32 to 650	Q 400: 32 to 650 Q 650: 50 to 1000 Q 1000: 80 to 1600	Q 1000: 80 to 1600 Q 1600: 130 to 2500	Q 1600: 130 to 2500 Q 2500: 200 to 4000 Q 4000: 320 to 6500	on request
	Accuracy in flow range Q <sub>min</sub> - 0.2 Q <sub>max</sub>	< 3 % from measured value						
	Accuracy in flow range 0.2 Q <sub>max</sub> - Q <sub>min</sub>	< 1.5 % from measured value						
	Gas temperature Ambient temperature	-20 °C to +60 °C (for GGG-40, welded steel DN 250 and up, or DN 200 ANSI 600), -20 °C to +60 °C (for cast steel) -20 °C to +70 °C						
Housing	Material	PN 10, PN 16, ANSI 150						
		GGG-40: spheroidal cast iron			cast steel		welded steel	
		ANSI 300, ANSI 600						
		cast steel			welded steel			
	Diameter DN *** mm	50	80	100	150	200	250	on request
	inch	2"	3"	4"	6"	8"	10"	
	Dimensions A mm	324	305	320	395	445		
	B mm	188	205	215	250	275		
	(ANSI 300/600) C mm	60	120 (240)	150 (300)	180 (450)	200** (300)		
	D mm	24	50	57	76	87		
Weight PN 10 kg	4	11	15	30	42			
Assembly	Q 65: between two flanges Q 100 to Q 16000: flange connection							
Outputs/ pulse values (imp/m <sup>3</sup> )	LF E1 Reed switch imp/m <sup>3</sup>	10	1	1	1	0.1	0.1	
	HF A1R * Proximity switch imp/m <sup>3</sup>	28500	10500	6600	2500	1750	850	

\* deviations possible \*\* PN 10/PN 16 and ANSI 150 \*\*\* DN 50 - DN 150: permanent lubricated, from DN 200 on: oil pump lubrication.

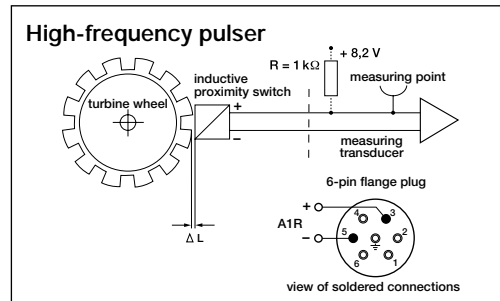
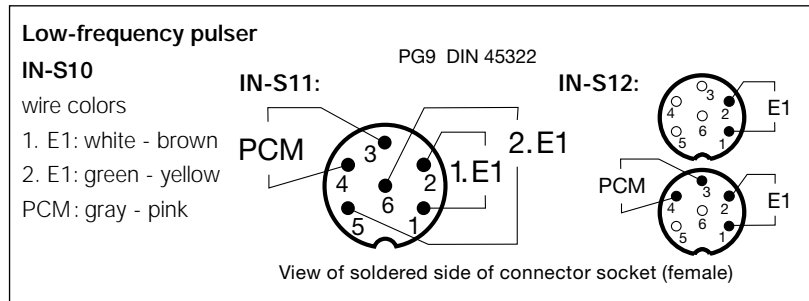
**Pulsers**

**Low frequency:** Elster Quantometers are fitted with two low-frequency pulsers and one switch for monitoring any attempts at manipulation (PCM). The low-frequency pulses, which are generated by Reed switches in the plug-in pulser IN-S1x, are used to transmit the actual volume in m<sup>3</sup> to a volume corrector, for example. The maximum frequency is 0.5 Hz.

Standard version: IN-S10 with a 2.5m open-ended 6-wire cable.  
Options:  
IN-S11 with a 6-pin flange plug and a connector socket (Binder 423 system).  
IN-S12 with two 6-pin flange plugs and two connector sockets (Binder 423 system).

**High frequency (optional):** If higher pulse rates or a higher resolution is required for control or regulation purposes, the turbine meter can be equipped with high-frequency pulsers. The maximum frequency is 2500 Hz. The plug for the high-frequency pulser is designed to save space. It is located at an angle on the side of the housing and can be rotated.

**Pin assignment**



**Your contacts**

**Europe, Africa, Near & Middle East**  
ELSTER Handel GmbH  
Steinern Strasse 19-21  
55252 Mainz-Kastel, Germany  
Phone +49 6134 605-0  
Fax +49 6134 605-223  
www.elster-amco.com

**Asia Pacific**  
ELSTER AG  
Singapore Representative Office  
80 Marine Parade Road  
# 09-04 Parkway Parade  
Singapore 449269  
Phone +65 2477728  
Fax +65 2477729

**North & Latin America**  
American Meter Company  
300 Welsh Road, Building One  
Horsham, PA 19044, USA  
Phone +1 215 830 1800  
Fax +1 215 830 1890

**Q EN02**